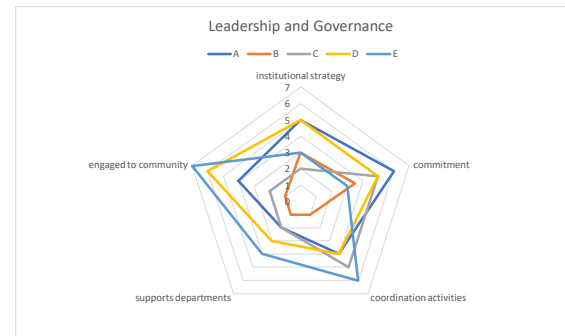


Weight	Leadership and Governance	institutional strategy	commitment	coordination activities	supports departments	engaged to community	Average	
20%	A	5	6	4	2	4	4.2	0.84
8%	B	3	3.5	1	1	1	1.9	0.15
20%	C	2	5	5	2	2	3.2	0.64
40%	D	5	5	4	3	6	4.6	1.84
20%	E	3	3	6	4	7	4.6	0.92
22%	Average	3.6	4.5	4	2.4	4	3.7	0.80

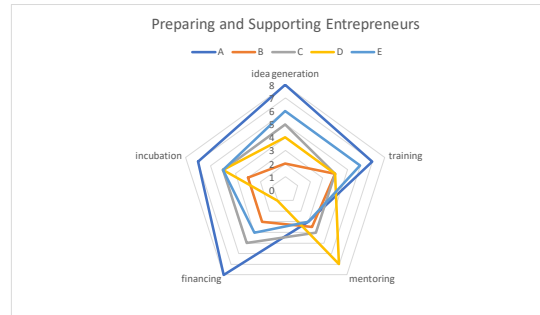
	Preparing and Supporting Entrepreneurs	idea generation	training	mentoring	financing	incubation		
40%	A	8	7	3	8	7	6.6	2.64
25%	B	2	4	3.5	3	3	3.1	0.78
20%	C	5	4	4	5	5	4.6	0.92
20%	D	4	4	7	1	5	4.2	0.84
30%	E	6	6	3	4	5	4.8	1.44
27%	Average	5	5	4.1	4.2	5	4.66	1.26



		Leadership and Governance	Preparing and Supporting Entrepreneurs	Digital Capability	Measuring impact
Score	A	4.2	6.6	4.2	2.8
	Average	3.7	4.66	3.7	2.2
Weight	A	20%	40%	20%	10%
	Average	22%	27%	22%	12%

		Leadership and Governance	Preparing and Supporting Entrepreneurs	Digital Capability	Measuring impact
Score	B	1.9	3.1	1.9	2.2
	Average	3.7	4.66	3.7	2.2
Weight	B	8%	25%	8%	17%
	Average	22%	27%	22%	12%

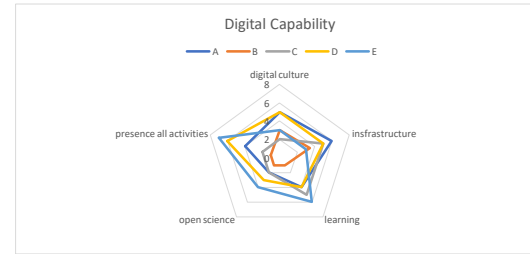
		Leadership and Governance	Preparing and Supporting Entrepreneurs	Digital Capability	Measuring impact
Score	C	3.2	4.6	3.2	1.8
	Average	3.70	4.66	3.70	2.20
Weight	C	20%	20%	20%	20%
	Average	22%	27%	22%	12%



		Leadership and Governance	Preparing and Supporting Entrepreneurs	Digital Capability	Measuring impact
Score	D	4.6	4.2	4.6	2.4
	Average	3.7	4.66	3.7	2.2
Weight	D	40%	20%	40%	5%
	Average	22%	27%	22%	12%

		Leadership and Governance	Preparing and Supporting Entrepreneurs	Digital Capability	Measuring impact
Score	E	4.6	4.8	4.6	1.8
	Average	3.7	4.66	3.7	2.2
Weight	E	20%	30%	20%	10%
	Average	22%	27%	22%	12%

	Digital Capability	digital culture	infrastructure	learning	open science	presence all activities		
20%	A	5	6	4	2	4	4.2	0.84
8%	B	3	3.5	1	1	1	1.9	0.15
20%	C	2	5	5	2	2	3.2	0.64
40%	D	5	5	4	3	6	4.6	1.84
20%	E	3	3	6	4	7	4.6	0.92
22%	Average	3.6	4.5	4	2.4	4	3.7	0.80



	Measuring impact	agenda	organisational capacity	start-up support	knowledge collaboration	international activities		
10%	A	3	3	3	3	2	2.8	0.28
17%	B	2	2	2	2	3	2.2	0.37
20%	C	1	2	2	2	2	1.8	0.36
5%	D	1	1	2	3	5	2.4	0.12
10%	E	4	2	3	0	0	1.8	0.18
12%	Average	2.2	2	2.4	2	2.4	2.2	0.27

